

From the Editor: In this issue of showCASE, we look back at the fifteen years of Polish membership in the European Union to evaluate how the participation in the Single Market is changing the biggest economy to have joined the EU in the 21st century.

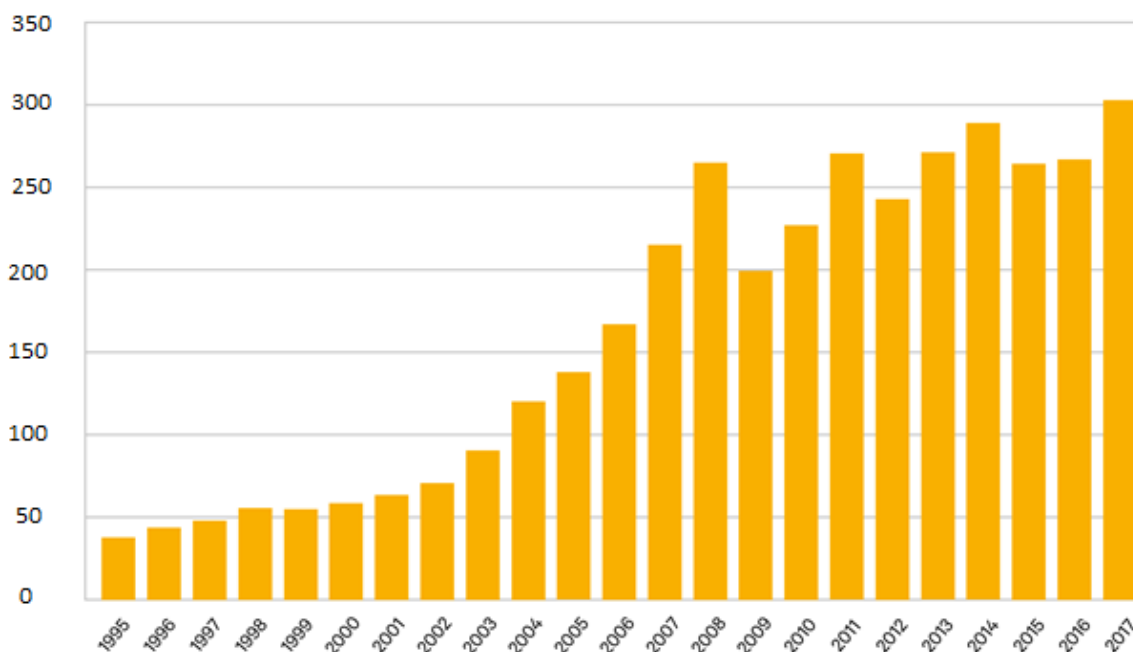
Fifteen Years in the Single Market

The article is based on a chapter by Prof. Jan J. Michałek from a special report prepared by CASE for the 15th anniversary of Polish membership in the European Union. The Polish version of the report is available [here](#); the English version will be published soon.

The Single Market and Trade

The liberalisation of trade pursued by the European Union (EU) under the European Single Market (ESM) facilitates the development of trade based on market principles where partners mutually profit from trade instead of one gaining and the other losing. For example, Germany, which has capital and the technical knowledge, can competitively manage the manufacture of modern cars, while Poland, which has a well-educated and continuously cheap workforce, can efficiently perform more labour-intensive tasks such as, for example, manufacturing and assembling components, thereby also becoming an important link in European automotive industry value chains. Such exchanges between Germany and Poland increase prosperity in both countries. By acceding to the EU in 2004, Poland became a member of the ESM. Poland's international trade with member states demonstrated a great – and accelerating after 2004 – pace of change, having more than tripled. The scale of this phenomenon is shown on Chart 1.

Chart 1: Index of Poland's trade (sum of export and import values) with EU countries (EUR billion)



Source: OECD, Bilateral Trade in Goods by Industry and End-use.

Note: A drop in the level of trade in 2009 was a result of the accumulation of effects of the global financial crisis.

Studies prove that, thanks to the existence of the ESM, the number of varieties of goods available to domestic consumers increased during 1999-2008. These changes were the strongest for new EU members from Central and Eastern Europe (including Poland), whose GDP [rose by 1.7%](#) thanks to increased imports of different varieties of products from member states. There are also studies that analyse the development of related economies of scale in Poland. For example, [one study](#) estimates that this phenomenon occurred in 2004-2010 in the manufacture of paper, coke and petroleum refining products, rubber and plastic products, metal products, computers, electronic and optical products, and cars.

Foreign Direct Investment and Global Value Chains

Owing to the free movement of capital within the Single Market, by the end of 2016, the majority of Foreign Direct Investment (FDI) – over 90% – in Poland came from EU countries. The [highest shares](#) were the Netherlands (EUR 33.9 billion), Germany (29.2 billion), Luxembourg (23.5 billion), and France (17.8 billion). FDI is concentrated in several sectors of the economy, such as finance and insurance, the services sector, and the processing industry – in particular, the automotive industry. [In 2016](#), there were a total of 24,780 entities with foreign capital. They employed 1.85 million people, and nearly half of their capital was invested in the Masovian Voivodeship (47.4%).

Investments in the automotive industry have made Poland an important exporter of cars (Volkswagen, Opel, Fiat, Toyota, Man, Volvo, Isuzu) and car parts. Over 90% of automotive production in Poland is exported (mainly to Germany, Italy, and other EU countries) and constitutes the most important item in Polish industrial export (over 16%). Thanks to FDI, professional car repair services have developed, and suppliers of car parts have been working with foreign manufacturers, meeting their technological and qualitative requirements. FDI influences economic growth and society's well-being. According to the [latest estimates](#), the inflow of FDI into Poland increased its economic growth rate, but the change was relatively small. It can be stated that much stronger growth effects took place in the sectors that attracted the most FDI.

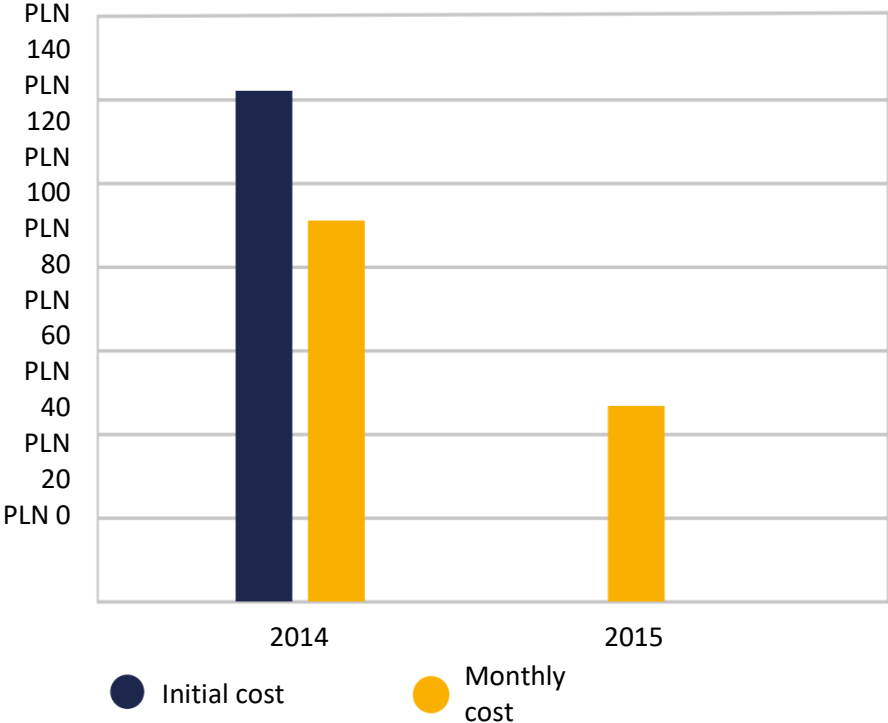
In a globalised economy with strong FDI flows, the direct cooperation of companies within global value chains (GVC) is of great importance. A synthetic measure of the commitment of a given economy in a global added value chain is the GVC share index. This index is the sum of two components: demand, which is the foreign added value contained in the net export of a country (backward links), and supply, which is the share of domestic added value contained in the export of other countries (forward links). Out of the 64 countries for which [indices were calculated](#) in 2015, Poland was ranked high at 15. This means that Poland not only actively participates in international trade, but is also strongly tied to many manufacturers in Europe and the world.

Services

The liberalisation of the services market and the introduction of the single market in the EU progressed much slower than the goods liberalisation. The comprehensive, common liberalisation of commercial services took place only in 2006 as part of the Services Directive (2006/123/EC); however, its implementation has been proceeding gradually. [One study](#) estimated the potential benefits *ex-ante* of this Directive for Poland. According to their calculations, GDP should increase by 0.2-0.4% depending on the scope of its implementation. The largest growth of Polish exports can take place for construction services (up to 27%), business services (up to 27%), entertainment services (up to 15%), air services and road transport services.

The liberalisation of market access was particularly important for several key sectors. For example, for electronic communication (telecommunications services), a series of directives were introduced in 2002, 2009, and 2011¹ with the objective of increasing competition in the EU market by harmonising rules, facilitating access to infrastructure, creating domestic regulatory bodies, supporting consumer freedom of choice and allowing consumers to benefit from innovative services. In effect, domestic markets have opened, and the prices of telecommunications services have dropped. Since 2007, the retail prices of cellular connections in the EU dropped by 92%. SMS prices began to drop in 2009 and have since also dropped by 92%.² Thanks to this, a very demonstrable drop in all fees took place, in particular, those for data downloads abroad and making phone calls. This means that business costs for companies have decreased considerably and that tourists can use telecommunications services with essentially no additional costs. This also facilitates the development of trade and service ties as well as tourism. The prices of telecommunications services in Poland have gradually decreased. For example, the prices of bundled services in Poland are shown in Chart 2. Another example of a sector which featured a very noticeable liberalisation is the air transport sector. Owing to it, between 2003 and 2011, the share of traditional (state-owned) carriers in Poland dropped from 99% to approximately 52%.³

Chart 2: List of the cheapest bundled services (landline + internet) on the Polish market in 2004 and 2015



Source: [Błaszczkowski, Ćwikliński \(2018\)](#).

Wrapping up

Broadly speaking, the overall effect of the single market for EU countries, including Poland, was a significant reduction in transaction costs. This led to the increased trade of goods and services and increased foreign investments, which increased the revenues of companies and the GDPs of member states accordingly. The ESM increased the EU’s attractiveness as a trade partner for third countries and resulted in the increased diversity of goods available to

¹ The following directives were implemented: 2002/20/EC, 2002/19/EC, 2002/22/EC, 2002/58/EC, Regulation No. 1211/2009 and Regulation (EU) No. 531/2012.

² See <http://biznes.onet.pl/wiadomosci/ue/roaming-w-ue-nowe-zasady-od-15-czerwca-2017/7kezem>.

³ The airlines that appeared in the Polish market include Ryanair, Wizz Air, EasyJet, Germanwings, Centralwings, SkyEurope, and others (see [Cieślik and Michatek, 2015](#)).

consumers. It also created at least several million new jobs. Liberalisation of the services sector has led to increased competition and a significant reduction in prices for consumers. This was particularly visible in the telecommunications and air transport sectors. In conclusion, we should mention the results of a study conducted by the American Chamber of Commerce (2017). Its findings are based on summarised indices of the level of integration of a given country with the EU, which include the level of openness and ties of a given economy (e.g. through FDI) to other EU countries. The summarised integration index for Poland (77.3) was close to the EU average (75.9). The lowest index was identified in Greece (54.3), while the highest (over 88) were identified in the Czech Republic, Ireland and Slovakia. The results of this analysis are presented in Table 1.

Table 1: Differences (concerning GDP per capita, consumption, investment and employment) between the current state (2016) and a situation that would occur without integration under the ESM

| Country | Change in GDP per capita (in %) | Change in GDP per capita (in EUR) | Change in the number of employed (in thousands) | Change in consumption per capita (in EUR) | Investments per capita (in EUR) |
|--------------------------------|---------------------------------|-----------------------------------|---|---|---------------------------------|
| Germany | 2.39 | 1,668 | 936 | 899 | 178 |
| Czech Republic | 2.61 | 942 | 129 | 442 | 109 |
| Poland | 2.04 | 610 | 323 | 358 | 46 |
| Slovakia | 2.65 | 1,066 | 64 | 586 | 89 |
| Hungary | 2.37 | 606 | 99 | 298 | 56 |
| Average or total for the EU-28 | 1.70 | 1,047 | 3,644 | 590 | 95 |

Source: [American Chamber \(2017\)](#).

The analysis presented suggests that Polish GDP was higher by approximately 2% as a result of the ESM, compared to the counterfactual of no integration. In effect, consumption and investment per one resident of the country were also higher. Moreover, employment was also higher by 323 thousand people.

To **subscribe** to our weekly showCASE newsletter, please [click here](#).

To see **previous issues** of showCASE, please visit: <http://case-research.eu/en/showcase>.

Trade, Innovation, Productivity

Nearly a year ago, global investment grew at little below 5% y/y, with the pace of trade growth exceeding 4% y/y. In the second quarter of 2019, investments could well show a slow-down to less than 1% y/y, with shrinking trade and bad long-term prospects for growth. Newly introduced trade barriers as well as the overall economic uncertainty arising around global trade policies fuelled investors' fears and brought about a major slump in output and investment. This well-known phenomenon, often associated with volatile inflation, has manifested itself through investors' increased risk aversion, fear of long-term commitments, and inclination to wait this economic phase out. Given that this 'phase' has been more like a 'new reality', economic uncertainty has remained at elevated levels. In fact, as OECD ECOSCOPE puts it, with considerable investment being put on hold and waiting for better times, it is not only the current demand that is suffering but also future economic development, and with it – the labour markets.

Labour Markets and Environment

Between September 16 and 18, CASE took part in the kick-off meeting of the 4-year-long *REmote Climate Effects and their Impact on European Sustainability, Policy and Trade (RECEIPT) H2020* project at Deltares headquarters in Delft, the Netherlands. The main objective of the project, which involves 18 partners from across Europe, is to develop and implement a novel scientific storyline concept that maps representative connections between European socio-economic activities and remote climatic hazards. Our team is going to map current global locations that are particularly meaningful for a number of sectors, either by virtue of providing essential resources or representing an important node in a trade network. The storylines will provide complementary insights on remote climate risks as co-developed by climate scientists, experts on modelling socio-economic processes, but also a number of NGOs and stakeholder brokers (societal partners). Such an interdisciplinary approach will make concrete narratives more easily accepted and adopted in policy and decision making.

Macroeconomics and Public Finance

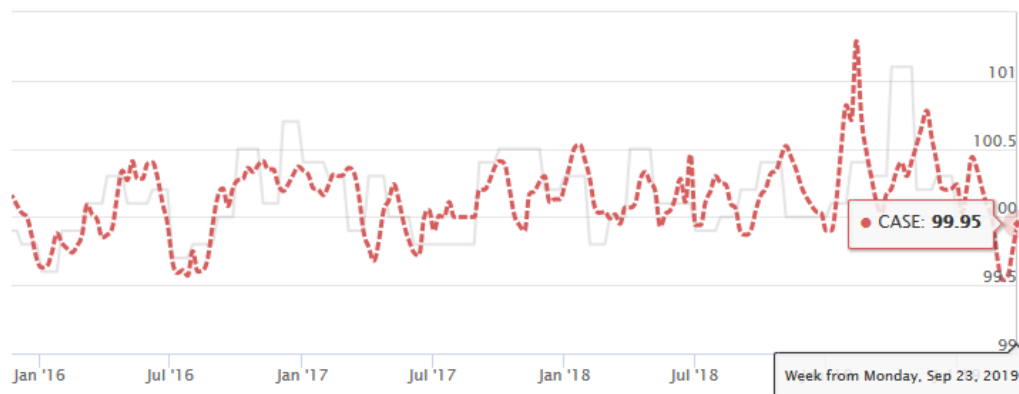
According to the bill recently submitted to the Sejm's Public Finance Committee, the excise tax on hybrid cars in Poland will be reduced. The bill proposes to reduce the rate to 1.55% for ordinary, not plug-in, hybrid cars below 2000 cm³ of displacement, and to 9.3% for all hybrid cars between 2000 cm³ and 3500 cm³ of displacement. The technologies used to power passenger cars are undergoing a revolution, which will lead to radical market changes in the coming years. Tax system needs to both support and adapt to these changes. Until recently, it was not the case, as tax authorities in Poland were not using the excise on passenger cars to address environmental goals. Tax preferences to hybrid cars will complement the recently introduced exemptions to plug-in hybrids and subsidies to electric cars. Despite the right direction taken, the effects will be marginal, as tax reductions for the most popular hybrids sold in Poland will be less than PLN 2000 (approx. EUR 450).

The Weekly Online CASE CPI

The online CASE CPI is an innovative measurement of price dynamics in the Polish economy, which is entirely based on online data. The index is constructed by averaging prices of commodities from the last four weeks and comparing them to average prices of the same commodities from four weeks prior. The index is updated weekly. For more information on our weekly online CASE CPI, please visit: <http://case-research.eu/en/online-case-cpi>.

The Online CASE CPI index in the late September shows that after a short period of price drops, average prices observed in online retail were very similar to those in late August. The reversal of the trend is noticeable especially for the *Food and Non-Alcoholic Beverages* category where prices went up by 0.4% – led by spices (4.5%), fruit (1.6%), bread (1.2%), and dairy (1.2%) price increases. At the same time, prices in another important category – *Transport* – fell by 1.3% month-to-month. This will most likely change as crude oil prices are on the rise due to events in Saudi Arabia and the recent tensions in the Persian Gulf.

Our Weekly Online CASE CPI



Online CASE CPI (- - -) vs GUS CPI (—)

Monthly CASE Forecasts for the Polish Economy

Every month, CASE experts estimate a range of variables for the Polish economy, including future growth, private consumption, investments, industrial production, growth of nominal wages, and the CPI.

CASE economic forecasts for the Polish economy
(average % change on previous calendar year, unless otherwise indicated)

| | GDP | Private consumption | Gross fixed investment | Industrial production | Consumer prices | Nominal monthly wages |
|------|-----|---------------------|------------------------|-----------------------|-----------------|-----------------------|
| 2019 | 4.3 | 4.4 | 7.2 | 4.9 | 2.4 | 7.5 |
| 2020 | 3.1 | 3.3 | 2.5 | 2.5 | 3.0 | 5.0 |

Contributions: Krzysztof Głowacki, Łukasz Janikowski, Katarzyna Karunska, Jacek Liwiński, Anna Malinowska, Grzegorz Poniatowski, Katarzyna Sidło, Izabela Styczyńska, Tomasz Tratkiewicz, Karolina Zubel **Editors:** Krzysztof Głowacki, Agnieszka Kulesa, Anna Malinowska, Katarzyna Sidło

***Any opinions expressed in showCASE are those of the author(s) and do not necessarily reflect the views of CASE.